

Welding

Selection guide



INVEST IN THE FUTURE



Welding

Welding selection guide



Created in 1964, GYS is a family industrial group which is based in France and employs 650 people across the world. With its research centre, GYS is a leading player in the design and manufacturing of welding, battery charging and car-body repair equipment.

3 MMA / SMAW

- ▶ Products from the MMA range
- ▶ 1-phase MMA range
- ▶ 3-phase MMA range
- ▶ MMA comparison table

7 TIG / GTAW

- ▶ Products from the TIG range
- ▶ 1-phase & 3-phase TIG range
- ▶ TIG comparison tables

11 MIG

- ▶ Products from the MIG range
- ▶ MIG 1-phase range
- ▶ MIG 3-phase range
- ▶ 1-phase MIG comparison table
- ▶ 3-phase MIG comparison table

18 Car body

- ▶ Products from the car body range
- ▶ 1-phase & 3-phase carbody range
- ▶ Car body comparison table

21 Plasma

- ▶ Products from the Plasma range
- ▶ 1-phase & 3-phase plasma range
- ▶ Plasma comparison table

24 Comparison table

- ▶ 1-phase
- ▶ 3-phase

26 Glossary



Welding

Welding selection guide

GYS offers a wide range of coated electrode welding machines (MMA/SAW) from 80 to 400A. 1-phase or 3-phase, our products feature the latest technologies to satisfy occasional or professional welders.



MMA/SAW ▶ Products in the range

GYSARC range



GYSARC 100

GYSARC 120

GYSARC 400

1-phase

3-phase

GYSMI range



GYSMI 80P

GYSMI 130P

GYSMI 160P

GYSMI 200P

GYSMI E163

GYSMI E200 FV

1-phase

PROGYS range



PROGYS 180A

PROGYS 183 E

PROGYS 200A PFC

PROGYS 200E FV CEL

PROGYS 250 TRI

PROGYS CEL 250 TRI

PROGYS FLEX 280 CEL

1-phase

3-phase

1-phase / 3-phase

EXAGON



EXAGON 400 CC/CV

3-phase



Welding































Welding selection guide

GYS offers a wide range of coated electrode welding machines (MMA/SMAW) from 80 to 400A. 1-phase or 3-phase, our products feature the latest technologies to satisfy occasional or professional welders.



MMA/SMAW ▶ Inverter 1-phase Range

▶ 1-phase

	  		   	
<h3>GYSARC</h3>  <p>MADE IN GYS CHINA</p>	<h3>GYSMI</h3>  <p>MADE IN GYS FRANCE</p>		<h3>PROGYS</h3>  <p>MADE IN GYS FRANCE</p>	
<p>▼</p> <h4>Analog</h4>	<p>▼</p> <h4>Analog</h4>	<p>▼</p> <h4>Digital</h4>	<p>▼</p> <h4>Analog</h4>	<p>▼</p> <h4>Digital</h4>
<p>No TIG</p>	<p>TIG Scratch</p>	<p>TIG Lift</p>	<p>TIG Scratch</p>	<p>TIG Lift</p>
<p> 100 à 120A</p>	<p> 80 to 200A</p>	<p> 160 to 200A</p>	<p> 180A</p>	<p> 180 to 200A</p>
<p> 1.6 > 3.2 mm</p>	<p> 1.6 > 5 mm</p>		<p> 1.6 > 4 mm</p>	<p> 1.6 > 5 mm</p>
<p> 1.5 to 5 mm</p>	<p> 1.5 to 10 mm</p>		<p> 1.5 to 8 mm</p>	<p> 1.5 to 10 mm</p>
<p></p>	<p></p>		<p></p>	
<p>2 products</p>	<p>4 products</p>	<p>2 products</p>	<p>1 product</p>	<p>3 products</p>
				



Welding


Welding selection guide


GYS offers a wide range of coated electrode welding machines (MMA/SMAW) from 80 to 400A. 1-phase or 3-phase, our products feature the latest technologies to satisfy occasional or professional welders.




MMA/SMAW ▶ Inverter 3-phase range


▶ 3-phase


 **PROGYS**



MADE IN GYS FRANCE

▼
TIG Lift


 250A


 1.6 > 5 mm


 1.5 to 15 mm




2 products





 **GYSARC**



MADE IN GYS CHINA

▼
TIG Lift


 400A


 1.6 > 6.3 mm


 1.5 to 20 mm




1 product





 **EXAGON**



MADE IN GYS FRANCE

▼
Tig Lift (and HF with EXATIG)
MIG/MAG with wire feeder


 400A

 1.6 > 6.3 mm


 1.5 to 20 mm




1 product





▶ 1-phase & 3-phase


 **PROGYS**



MADE IN GYS FRANCE

▼
TIG Lift


 280A

 1.6 > 5 mm

 1.5 to 15 mm



1 product





Welding

Welding selection guide

GYS offers a wide range of coated electrode welding machines (MMA/SMAW) from 80 to 400A. 1-phase or 3-phase, our products feature the latest technologies to satisfy occasional or professional welders.



MMA/SMAW ▶ Comparison table

	P400	FV	PFC	MMA PULSE	Current (MMA/SMAW) (A)																Ø Electrodes						Processes											
					10	20	30	40	50	70	80	90	100	110	120	130	140	160	180	200	220	250	280	300	350	400	1.6	2.5	3.2	4.0	5.0	6.3	CEL	ALU	TIG LIFT	TIG HF *	MIG **	Gougeage
<i>1-phase</i>																																						
GYSARC 100	-	-	-	-																							-	-	-	-	-	-	-	-	-	-	-	-
GYSARC 120	-	-	-	-																							-	-	-	-	-	-	-	-	-	-	-	-
GYSMI 80 P	-	-	-	-																							-	-	-	-	-	-	-	-	-	-	-	-
GYSMI 130 P	✓	-	-	-																							-	-	-	-	-	-	-	-	-	-	-	-
GYSMI 160 P	✓	-	-	-																							-	-	-	-	-	-	-	-	-	-	-	-
GYSMI 200 P	✓	-	-	-																							-	-	-	-	-	-	-	-	-	-	-	-
GYSMI E163	✓	-	-	-																							-	-	-	✓	-	-	-	-	-	-	-	-
GYSMI E200 FV	✓	✓	✓	-																							-	-	-	✓	-	-	-	-	-	-	-	-
PROGYS 180A	✓	-	-	-																							-	-	-	-	-	-	-	-	-	-	-	-
PROGYS 183E	✓	-	-	✓																							-	-	-	✓	-	-	-	-	-	-	-	-
PROGYS 200A PFC	✓	-	✓	-																							-	-	-	✓	-	-	-	-	-	-	-	-
PROGYS 200 E FV CEL	✓	✓	✓	-																							✓	✓	✓	-	-	-	-	-	-	-	-	-
<i>1-phase & 3-phase (FLEX)</i>																																						
PROGYS FLEX 280 CEL	-	✓	✓	✓																							✓	✓	✓	-	-	-	-	-	-	-	-	✓
<i>3-phase</i>																																						
PROGYS 250 TRI	-	-	-	-																							-	-	✓	-	-	-	-	-	-	-	-	-
PROGYS CEL 250 TRI	-	-	-	✓																							✓	✓	✓	-	-	-	-	-	-	-	-	✓
GYSARC 400	-	-	-	✓																							✓	-	✓	-	-	-	✓	✓	✓	✓	✓	✓
EXAGON 400 CC/CV	-	-	-	✓																							✓	✓	✓	✓	✓	✓	✓	✓	✓	✓	✓	✓

* With EXATIG

** With wire feeder (EXAFEED or NOMADFEED)

| Duty cycle at 60% (40°C)



Welding

Welding selection guide

Developed in partnership with professionals in the pipeline sector, our TIG/GTAW products are essential for the production of high-quality welding beads on steel or aluminium.



TIG/GTAW ▶ Products in the range

DC range



TIG 160
DC - LIFT

TIG 168
DC HF

TIG 200
DC HF FV

TIG 220
DC HF

1-phase

AC/DC range



TIG 200
AC/DC-HF FV

TIG 200L
AC/DC-HF

TIG 220
AC/DC-HF FV

1-phase

TIG DC



TIG 300 DC HF

TITAN DC



TITAN 400 DC-HF

3-phase

TIG AC/DC



TIG 250 AC/DC HF

TITANIUM AC/DC



TITANIUM 400 AC/DC HF

3-phase



Welding

Welding selection guide

Developed in partnership with professionals in the pipeline sector, our TIG/GTAW products are essential for the production of high-quality welding beads on steel or aluminium.



TIG ▶ 1-phase TIG range



TIG DC

MADE IN GYS FRANCE

▼
DC - Lift Steel/stainless steel
160A
1 to 3 mm
—
—
1 product

▼
DC - HF Steel/stainless steel
160 to 200A
0.6 to 4 mm
PULSE
—
2 products



DC PRO - HF

Steel/stainless steel

▼
DC PRO - HF Steel/stainless steel
220A
0.3 to 5 mm
PULSE
(optional)
1 product



TIG AC/DC

MADE IN GYS FRANCE

▼
AC/DC - HF Alu - Steel/stainless steel
200 to 220A
0.6 to 5 mm
PULSE
(optional)
3 products



Welding

Welding selection guide

Developed in partnership with professionals in the pipeline sector, our TIG/GTAW products are essential for the production of high-quality welding beads on steel or aluminium.



TIG/GTAW ▶ 3-phase TIG range



TIG

MADE IN GYS FRANCE

▼
DC

Steel/stainless steel

⚡ 300A

⚡ 0.3 to 6 mm

PULSE

❄️ (optional)



1 product



▼
AC/DC

Alu - Steel/stainless steel

⚡ 250A


⚡ 0.3 to 5 mm

PULSE

❄️ (integrated)



1 product



TITAN DC

MADE IN GYS FRANCE

▼
DC

Steel/stainless steel

⚡ 400A

⚡ 0.3 to 10 mm

PULSE

❄️ (optional)



1 product



TITANIUM AC/DC

MADE IN GYS FRANCE

▼
AC/DC

Alu - Steel/stainless steel

⚡ 400A

⚡ 0.3 to 10 mm

PULSE

❄️ (optional)



1 product





Welding

Welding selection guide

With transformer or inverter technology, our range of MIG-MAG/GMAW power sources is able to meet both the most common household tasks and the requirements of the heavy industry.



MIG-MAG/GMAW ▶ Products in the range

SMARTMIG range



SMARTMIG 110 SMARTMIG 142 SMARTMIG 152 SMARTMIG 162 SMARTMIG 3P SMARTMIG 182 SMARTMIG 183

1-phase

3-phase

EASYMIG range



EASYMIG 110 EASYMIG 130 EASYMIG 140 EASYMIG 150 EASYMIG 160 EASYMIG 160 XL

1-phase

MULTIPEARL range



MULTIPEARL 200-2 MULTIPEARL 200-4 XL MULTIPEARL 201-4

1-phase

MULTIWELD range



MULTIWELD 160 M MULTIWELD 250 T

1-phase

3-phase

MONOGYS range



MONOGYS 200-2 CS MONOGYS 250-4 CS

1-phase

TRIMIG range



TRIMIG 200-4 S TRIMIG 250-4 S DV TRIMIG 300-4 S

3-phase

PROMIG range



PROMIG 400-4 S PROMIG 400 G.DV PROMIG 400-4S DUO.DV

3-phase

MAGYS range



MAGYS 400-4 MAGYS 400 GR MAGYS 500 GR MAGYS 500 WS

3-phase

EXAGON



NOMADFEED 425-4

EXAGON 400 CC/CV

3-phase

NEOPULSE



NEOPULSE 400

3-phase



Welding

Welding selection guide

With transformer or inverter technology, our range of MIG-MAG/GMAW power sources is able to meet both the most common household tasks and the requirements of the heavy industry.



MIG-MAG/GMAW ▶ 1-phase range

SMARTMIG MADE IN GYS CHINA	EASYMIG MADE IN GYS CHINA	MULTIPEARL MADE IN GYS FRANCE	MULTIWELD MADE IN GYS CHINA	MONOGYS MADE IN GYS FRANCE
▼ Transformer based	▼ Inverter	▼ Inverter	▼ Inverter	▼ Transformer based
110 to 180A	110 to 160A	200A	160A	200 to 250A
0.6 to 1 mm	0.6 to 0.8 mm	0.6 to 1 mm	0.6 to 1.2 mm	0.6 to 1.2 mm
1 to 4 mm	1 to 4 mm	0.8 to 5 mm	0.8 to 4 mm	0.8 to 7 mm
GAS / NO GAS	GAS / NO GAS / MMA	GAS / NO GAS MMA / TIG DC	GAS / NO GAS / MMA	GAS
MANUAL SYNERGY	MANUAL SYNERGY	SYNERGY AUTO	MANUAL SYNERGY	SYNERGY AUTO
6 products	6 products	3 products	1 product	2 products



Welding

Welding selection guide

With transformer or inverter technology, our range of MIG-MAG/GMAW power sources is able to meet both the most common household tasks and the requirements of the heavy industry.



MIG-MAG/GMAW ▶ 3-phase range

MULTIWELD	TRIMIG	PROMIG	MAGYS	EXAGON	NEOPULSE
 MADE IN GYS CHINA	 MADE IN GYS FRANCE	 MADE IN GYS FRANCE	 MADE IN GYS FRANCE	 MADE IN GYS FRANCE	 MADE IN GYS FRANCE
▼ Inverter	▼ Transformer based	▼ Transformer based	▼ Transformer based	▼ Inverter	▼ Inverter
250A	200 to 300A	350A	350 à 450A	400A	400A
0.6 to 1.2 mm	0.6 to 1.2 mm	0.6 to 1.6 mm	0.6 to 1.6 mm	0.6 to 1.6 mm	0.6 to 1.6 mm
1 to 7 mm	0.8 to 8 mm	1 to 12 mm	0.8 to 20 mm	0.6 to 20 mm	0.6 to 20 mm
GAS / NO GAS / MMA	GAS / NO GAS	GAS	GAS / GOUGING	GAS / MMA / TIG GOUGING	GAS / MMA
MANUAL SYNERGY	SYNERGY AUTO	SYNERGY AUTO	SYNERGY AUTO	SYNERGY AUTO	SYNERGY AUTO
1 product	3 products	3 products	4 products	1 product	1 product



Welding

Welding selection guide

With transformer or inverter technology, our range of MIG-MAG/GMAW power sources is able to meet both the most common household tasks and the requirements of the heavy industry.



MIG-MAG/GMAW ▶ Comparison table / 1-phase

1-phase	Technology	P400	FV	DV	PFC	Processes					Feeder			Ø Reel				
						MIG/MAG with GAS	MIG/MAG without GAS	MMA	TIG DC	Gougeage	PULSE	Integrated	Separated	Motor	100	200	300	IP 23
SMARTMIG 110	Switch	-	-	-	-	-	✓	-	-	-	-	✓	-	☉	✓	-	-	-
SMARTMIG 142	Switch	-	-	-	-	✓	✓	-	-	-	-	✓	-	☉	✓	✓	-	-
SMARTMIG 152	Switch	-	-	-	-	✓	✓	-	-	-	-	✓	-	☉	✓	✓	-	-
SMARTMIG 162	Switch	-	-	-	-	✓	✓	-	-	-	-	✓	-	☉	✓	✓	-	-
SMARTMIG 3P	Switch	-	-	-	-	✓	✓	✓	-	-	-	✓	-	☉	✓	✓	-	-
SMARTMIG 182	Switch	-	-	-	-	✓	✓	-	-	-	-	✓	-	☉	-	✓	✓	-
EASYMIG 110	Inverter	-	-	-	-	✓	✓	✓	-	-	-	✓	-	☉	✓	-	-	-
EASYMIG 130	Inverter	-	-	-	-	✓	✓	✓	-	-	-	✓	-	☉	✓	-	-	-
EASYMIG 140	Inverter	-	-	-	-	✓	✓	✓	-	-	-	✓	-	☉	✓	-	-	-
EASYMIG 150	Inverter	-	-	-	-	✓	✓	✓	-	-	-	✓	-	☉	✓	✓	-	-
EASYMIG 160	Inverter	-	-	-	-	✓	✓	✓	-	-	-	✓	-	☉	✓	✓	-	-
EASYMIG 160 XL	Inverter	-	-	-	-	✓	✓	✓	-	-	-	✓	-	☉	-	✓	✓	-
MULTIPEARL 200-2	Inverter	✓	✓	-	✓	✓	✓	✓	✓	-	-	✓	-	☉	✓	✓	-	-
MULTIPEARL 200-4 XL	Inverter	✓	✓	-	✓	✓	✓	✓	✓	-	-	✓	-	☉	-	✓	✓	-
MULTIPEARL 201-4	Inverter	✓	✓	-	✓	✓	✓	✓	✓	-	-	✓	-	☉	-	✓	✓	-
MULTIWELD 160 M	Inverter	-	-	-	-	✓	✓	✓	-	-	-	✓	-	☉	-	✓	✓	-
MONOGYS 200-2CS	Switch	-	-	-	-	✓	-	-	-	-	-	✓	-	☉	-	✓	✓	-
MONOGYS 250-4CS	Switch	-	-	-	-	✓	-	-	-	-	-	✓	-	☉	-	✓	✓	-



Welding

Welding selection guide

With transformer or inverter technology, our range of MIG-MAG/GMAW power sources is able to meet both the most common household tasks and the requirements of the heavy industry.



MIG-MAG/GMAW ▶ Comparison table / 3-phase

3-phase	Technology					Processes					Wire feeder			Ø Reel				
		P400	FV	DV	PFC	MIG/MAG with GAS GMAW	MIG/MAG without GAS FCAW	MMA SMAW	TIG DC GTAW	Gouging	PULSE	Integrated	Separated	Motor	100 (1 kg)	200 (5 kg)	300 (15 kg)	IP 23
MULTIWELD 250T	Inverter	-	-	-	-	✓	✓	✓	-	-	-	✓	-	☉	-	✓	✓	-
TRIMIG 200-4S	Transformer	-	-	-	-	✓	-	-	-	-	-	✓	-	☉☉	-	✓	✓	-
TRIMIG 250-4S.DV	Transformer	-	-	✓	-	✓	-	-	-	-	-	✓	-	☉☉	-	✓	✓	-
TRIMIG 300-4S	Transformer	-	-	-	-	✓	✓	-	-	-	-	✓	-	☉☉	-	✓	✓	-
PROMIG 400-4S	Transformer	-	-	-	-	✓	-	-	-	-	-	✓	-	☉☉	-	✓	✓	-
PROMIG 400 G.DV	Transformer	-	-	✓	-	✓	-	-	-	-	-	-	✓	-	-	-	-	-
PROMIG 400-4S DUO.DV	Transformer	-	-	✓	-	✓	-	-	-	-	-	✓	✓	☉☉	-	✓	✓	-
Feeder TF-4R														☉☉	-	✓	✓	-
MAGYS 400-4	Transformer	-	-	-	-	✓	-	-	-	-	-	✓	-	☉☉	-	✓	✓	✓
MAGYS 400 GR	Transformer	-	-	-	-	✓	-	-	-	-	-	-	✓	-	-	-	-	✓
MAGYS 500 GR	Transformer	-	-	-	-	✓	-	-	-	✓	-	-	✓	-	-	-	-	✓
MAGYS 500 WS	Transformer	-	-	-	-	✓	-	-	-	✓	-	-	✓	-	-	-	-	✓
Feeder WS-4R														☉☉	-	✓	✓	✓
Feeder WS-4L														☉☉	-	✓	✓	✓
Feeder W5S-4L														☉☉	-	✓	✓	-
EXAGON 400 CC/CV	Inverter	-	-	-	-	✓	-	✓	✓	✓	-	-	✓	-	-	-	-	✓
EXAFEED														☉☉	-	✓	✓	✓
NOMADFEED 425-4														☉☉	-	✓	✓	✓
NEOPULSE 400	Inverter	-	-	-	-	✓	-	✓	-	✓	✓	-	✓	-	-	-	-	✓
NEOFEED-4L														☉☉	-	✓	✓	✓



Welding

Welding selection guide

With transformer or inverter technology, our range of MIG-MAG/GMAW power sources is able to meet both the most common household tasks and the requirements of the heavy industry.



MIG-MAG/GMAW ▶ Comparison table / 3-phase *(continued)*

3-phase	Ø Steel / stainless steel wire						Ø Aluminium wire				Ø Flux cored wire						Current (MIG-MAG / GMAW)																											
	0.6	0.8	1.0	1.2	1.4	1.6	0.8	1.0	1.2	1.6	0.9	1.0	1.2	1.4	1.6	2.4	10	15	20	25	30	35	40	45	60	70	80	90	100	110	120	130	140	150	160	180	200	250	280	300	320	350	400	450
MULTIWELD 250T	[shaded]						[shaded]				[shaded]						[shaded]																											
TRIMIG 200-4S	[shaded]						[shaded]				[shaded]						[shaded]																											
TRIMIG 250-4S.DV	[shaded]						[shaded]				[shaded]						[shaded]																											
TRIMIG 300-4S	[shaded]						[shaded]				[shaded]						[shaded]																											
PROMIG 400-4S	[shaded]						[shaded]				[shaded]						[shaded]																											
PROMIG 400 G.DV	[shaded]						[shaded]				[shaded]						[shaded]																											
PROMIG 400-4S DUO.DV	[shaded]						[shaded]				[shaded]						[shaded]																											
Feeder TF-4R	[shaded]						[shaded]				[shaded]						[shaded]																											
MAGYS 400-4	[shaded]						[shaded]				[shaded]						[shaded]																											
MAGYS 400 GR	[shaded]						[shaded]				[shaded]						[shaded]																											
MAGYS 500 GR	[shaded]						[shaded]				[shaded]						[shaded]																											
MAGYS 500 WS	[shaded]						[shaded]				[shaded]						[shaded]																											
Feeder WS-4R	[shaded]						[shaded]				[shaded]						[shaded]																											
Feeder WS-4L	[shaded]						[shaded]				[shaded]						[shaded]																											
Feeder W5S-4L	[shaded]						[shaded]				[shaded]						[shaded]																											
EXAGON 400 CC/CV	[shaded]						[shaded]				[shaded]						[shaded]																											
EXAFEED	[shaded]						[shaded]				[shaded]						[shaded]																											
NOMADFEED 425-4	[shaded]						[shaded]				[shaded]						[shaded]																											
NEOPULSE 400	[shaded]						[shaded]				[shaded]						[shaded]																											
NEOFEED-4L	[shaded]						[shaded]				[shaded]						[shaded]																											

| Duty cycle at 60% (40°C)



Welding

Welding selection guide

Dedicated to car body repairs, our MIG-MAG / GMAW range of welding power sources combines transformer based easy-to-use products with advanced technology products that are particularly intuitive.



Car body ▶ Products from the car body range

GYS AUTO range



NEOPULSE



AUTOPULSE range





Welding

Welding selection guide


Dedicated to car body repairs, our MIG-MAG / GMAW range of welding power sources combines transformer based easy-to-use products with advanced technology products that are particularly intuitive.




Car body ▶ MIG-MAG/GMAW range

▶ 1-phase


▶ 3-phase





AUTOGYS

 MADE IN GYS FRANCE


▼
Traditional

 160A


 0.6 to 1.0 mm


 0.6 to 4 mm

GAS
SYNERGY AUTO




2 products








AUTOPULSE

 MADE IN GYS FRANCE


▼
Inverter

 220A


 0.6 to 1.2 mm


 0.3 to 6 mm

GAS
SYNERGY AUTO




1 product








CARMIG

 MADE IN GYS CHINA


▼
Traditional

 200A


 0.6 to 1.0 mm


 0.6 to 4 mm

GAS
MANUAL SYNERGY




1 product








AUTOGYS

 MADE IN GYS FRANCE


▼
Traditional

 200A


 0.6 to 1.0 mm


 0.6 to 4 mm

GAS
SYNERGY AUTO




4 products








NEOPULSE

 MADE IN GYS FRANCE


▼
Inverter

 270 to 400A


 0.6 to 1.6 mm


 0.6 to 20 mm

GAS
SYNERGY AUTO




1 product








AUTOPULSE

 MADE IN GYS FRANCE


▼
Inverter

 320A


 0.8 to 1.2 mm

 0.6 to 10 mm

GAS
SYNERGY AUTO



1 product





Plasma

Plasma Selection Guide

With or without integrated compressor, our range of plasma cutters can cut metal up to 60 mm thick.



Plasma ▶ Products from the PLASMA range

EASYCUT



EASYCUT 40

1-phase

CUTTER K range



CUTTER 25 K

CUTTER 35 KF

1-phase

CUTTER FV range



CUTTER 30 FV

CUTTER 40 FV

1-phase

CUTTER CT



CUTTER 45A

1-phase

CUTTER CT range



CUTTER 70A

CUTTER 85A

CUTTER 125A

3-phase



Plasma

Plasma Selection Guide

With or without integrated compressor, our range of plasma cutters can cut metal up to 60 mm thick.



Plasma

► 1-phase & 3-phase plasma range

► 1-phase

► 3-phase

EASYCUT		CUTTER K		CUTTER FV		CUTTER CT		CUTTER CT	
MADE IN GYS CHINA		MADE IN GYS FRANCE		MADE IN GYS FRANCE		MADE IN GYS FRANCE		MADE IN GYS FRANCE	
▼ Analog		▼ Analog		▼ Analog		▼ Analog		▼ Analog	▼ Digital
40A		25 to 35A		30 to 40A		45A		70A	85 to 125A
20 mm max		15 mm max		20 mm max		20 mm max		25 mm max	60 mm max
Compact		Integrated compressor		Flexible power supply		Can be connected to a cutting table		Can be connected to a cutting table	
1 product		2 products		2 products		1 product		1 product	2 products



Plasma

Plasma Selection Guide

With or without integrated compressor, our range of plasma cutters can cut metal up to 60 mm thick.



Plasma ► Comparison table

1-phase	P400	FV	PFC	HF	K	CNC	Current (A)																				Cutting capacity (mm)														IP 23					
							5	10	15	20	25	30	35	40	45	50	55	60	65	70	80	85	90	95	100	105	110	115	125	0.5	1	2	3	4	5	6	7	8	9	10		12	15	18	20	25
EASYCUT 40	-	-	-	✓	-	-	[Red shaded area: 15-40A]																				Fe	[Yellow bar: 0.5-18mm]														-				
	Al / CrNi	[Blue bar: 0.5-12mm]																									-																			
CUTTER 25 K	✓	-	✓	✓	✓	-	[Red shaded area: 10-25A]																				Fe	[Yellow bar: 0.5-7mm]														-				
	Al / CrNi	[Blue bar: 0.5-4.5mm]																									-																			
CUTTER 35 KF	✓	-	✓	✓	✓	-	[Red shaded area: 15-35A]																				Fe	[Yellow bar: 0.5-12mm]														-				
	Al / CrNi	[Blue bar: 0.5-8mm]																									-																			
CUTTER 31 FV	✓	✓	✓	✓	-	-	[Red shaded area: 10-30A]																				Fe	[Yellow bar: 0.5-10mm]														-				
	Al / CrNi	[Blue bar: 0.5-8mm]																									-																			
CUTTER 40 FV	✓	✓	✓	✓	-	-	[Red shaded area: 15-40A]																				Fe	[Yellow bar: 0.5-18mm]														-				
	Al / CrNi	[Blue bar: 0.5-12mm]																									-																			
CUTTER 45	✓	-	✓	✓	-	✓	[Red shaded area: 15-45A]																				Fe	[Yellow bar: 0.5-18mm]														✓				
	Al / CrNi	[Blue bar: 0.5-10mm]																									✓																			

3-phase	Current (A)																				Cutting capacity (mm)																											
	5	10	15	20	25	30	35	40	45	50	55	60	65	70	80	85	90	95	100	105	110	115	125	0.5	1	2	3	4	5	6	7	8	9	10	12	15	18	20	25	30	35	40	45	50	55	60	65	
CUTTER 70 CT	-	-	-	✓	-	✓	[Red shaded area: 20-70A]																				Fe	[Yellow bar: 0.5-20mm]														✓						
	Al / CrNi	[Blue bar: 0.5-15mm]																									✓																					
CUTTER 85A TRI	-	-	-	✓	-	✓	[Red shaded area: 25-85A]																				Fe	[Yellow bar: 0.5-25mm]														✓						
	Al / CrNi	[Blue bar: 0.5-18mm]																									✓																					
CUTTER 125A TRI	-	-	-	✓	-	✓	[Red shaded area: 30-125A]																				Fe	[Yellow bar: 0.5-30mm]														✓						
	Al / CrNi	[Blue bar: 0.5-25mm]																									✓																					

Piercing - steel
 Clean cut - steel
 Severance cut - steel
 Piercing - aluminium / stainless steel
 Clean cut - aluminium / stainless steel
 Severance cut - aluminium / stainless steel

| Duty cycle at 60% (40°C)



Comparison table

1-phase

Find all our products grouped by sector of activity and locate them according to your needs.



1-phase MMA						
GYSARC 100		-	-	-	-	-
GYSARC 120		-	-	-	-	-
GYSMI 80 P				-	-	-
GYSMI 130 P				-	-	-
GYSMI 160 P				-	-	-
GYSMI 200 P				-	-	-
GYSMI E163				-	-	-
GYSMI E200 FV				-	-	-
PROGYS 180A				-	-	
PROGYS 183E				-	-	
PROGYS 200A PFC				-	-	
PROGYS 200 E FV CEL				-	-	

1-phase TIG						
TIG 160 DC - Lift			-	-	-	-
TIG 168 DC HF			-	-	-	-
TIG 200 DC HF FV				-	-	-
TIG 200 AC/DC HF FV				-	-	-
TIG 200 L AC/DC HF				-	-	-
TIG 220 AC/DC HF					-	-
TIG 220 DC HF	-				-	

1-phase bodywork						
M1 GYS AUTO	-	-	-	-		-
M3 GYS AUTO	-	-	-	-		-
AUTOPULSE 220-M3	-	-	-	-		-

1-phase MIG/MAG											
SMARTMIG 110				-	-	-	-	-	-	-	-
SMARTMIG 142				-	-	-	-	-	-	-	-
SMARTMIG 152				-	-	-	-	-	-	-	-
SMARTMIG 162				-	-	-	-	-	-	-	-
SMARTMIG 3P				-	-	-	-	-	-	-	-
SMARTMIG 182				-	-	-	-	-	-	-	-
EASYMIG 110				-	-	-	-	-	-	-	-
EASYMIG 130				-	-	-	-	-	-	-	-
EASYMIG 140				-	-	-	-	-	-	-	-
EASYMIG 150				-	-	-	-	-	-	-	-
EASYMIG 160				-	-	-	-	-	-	-	-
EASYMIG 160 XL				-	-	-	-	-	-	-	-
MULTIPEARL 200-2				-		-		-	-	-	-
MULTIPEARL 200-4 XL	-			-		-		-	-	-	-
MULTIPEARL 201-4	-			-		-		-	-	-	-
MULTIWELD 160 M	-			-		-		-	-	-	-
MONOGYS 200-2CS	-			-		-		-	-	-	-
MONOGYS 250-4CS	-			-		-		-	-	-	-

1-phase plasma											
EASYCUT 40		-		-	-		-	-	-	-	-
CUTTER 25 K					-	-	-	-	-	-	-
CUTTER 35 KF					-	-	-	-	-	-	-
CUTTER 30 FV	-	-		-	-						-
CUTTER 40 FV	-	-		-	-						-
CUTTER 45	-	-		-	-						

- DIY
- Craftsmanship
- Maintenance
- Construction site
- Pipe filter
- Locksmithing
- Car body
- Agriculture
- Automobile
- HGV workshops
- Light industries
- Industry



Comparison table

3-phase

Find all our products grouped by sector of activity and locate them according to your needs.



1-phase & 3-phase MMA					
PROGYS FLEX 280 CEL	-	-			

3-phase MMA					
PROGYS 250 TRI	-	-		-	-
PROGYS CEL 250 TRI	-	-		-	-
GYSARC 400	-	-			
EXAGON 400 CC/CV	-	-			

3-phase TIG					
TIG 250 AC/DC HF		-			-
TIG 300 DC HF		-			-
TITAN 400 DC		-			
TITANIUM 400 AC/DC		-			

3-phase bodywork					
CARMIG	-		-	-	-
T1 GYS AUTO	-		-	-	-
T1 GYS AUTO DV	-		-	-	-
T3 GYS AUTO	-		-	-	-
T3 GYS AUTO DV	-		-	-	-
NEOPULSE 300	-				-
AUTOPULSE 320-T3	-		-	-	-

3-phase MIG/MAG							Atelier et chantier			
MULTIWELD 250T			-				-	-	-	-
TRIMIG 200-4S	-						-	-	-	-
TRIMIG 250-4S.DV	-						-	-	-	-
TRIMIG 300-4S	-						-	-	-	-
PROMIG 400-4S	-							-	-	-
PROMIG 400 G.DV	-							-	-	-
PROMIG 400-4S DUO.DV	-							-	-	-
MAGYS 400-4	-									-
MAGYS 400 GR	-									-
MAGYS 500 GR	-									-
MAGYS 500 WS	-									
EXAGON 400 CC/CV	-									
NEOPULSE 400	-	-	-	-	-	-	-	-	-	

3-phase plasma										
CUTTER 70 CT	-		-	-						-
CUTTER 85A TRI	-		-	-						-
CUTTER 125A TRI	-		-	-						

Pipe filter
 Car body
 Light industries
 Industry
 Heavy industries
 Workshop and site industries

Workshop and Worksite

Craftsmanship
 Maintenance
 Metalwork
 Locksmithing
 Agriculture
 HGV workshops



Glossary

Welding Selection Guide

A brief explanation of the technological functions of our products. GYS strives to continuously improve its equipment and make it easier to use. In this way, we hope to provide you with a product experience that meets your expectations.



P400

P400 (Protec 400) : Welding products equipped with PROTEC 400 technology are able to withstand voltage variations on the electrical network up to 400 V (e.g. lightning, power generator, ballast loads...).

PFC

PFC (Power Factor Correction) : PFC technology eliminates power surges and regulates the power supply current. The electrical network is therefore better used. PFC accepts power supply voltage between 185v and 265V and enables the use of extension leads (up to 100m) and use on power generators. It also helps to provide better arc stability during the welding phase for consistent welding beads. Another important fact is that a product equipped with this technology consumes much less energy (up to 30%) and allows its use on smaller circuit-breakers with a lower capacity (e.g. 13Amp).

FV

FV (Flexible Voltage) : This technology extends the PFC supply voltage range from 85V to 265V (only 185V to 265V for a standard PFC). Then can therefore be used on both 110V & 230V electrical networks. The “FV TRI” is the 3-phase version with an adaptation to electrical networks between 200V and 400V.

DV

DV (Dual Voltage) : Welding power sources with DV feature can be powered by 230V (3-phase) or 400V (3-phase) electrical networks.

CEL

CEL (Cellulosic) : SMAW/MMA welding power sources marked “CEL” means that it is suitable for welding cellulosic electrodes (generally used for pipeline welding).

Anti-sticking

Anti-Sticking : Specific to the SMAW/MMA process, this electronic feature automatically reduces welding current if the electrode sticks to the workpiece.

AF

AF (Arc Force) : Specific to the SMAW/MMA process AF is an electronic feature that regulates current & voltage to help maintain the arc e.g. compensates for an unsteady hand & also to stop electrodes sticking to the workpiece.

HS

HS (Hot Start) : Specific welding aid to the SMAW/MMA process to ensure better arc ignition. An overcurrent is generated when striking an arc. The value is adjustable (0-100%) depending on the model.

VRD

VRD (Voltage Reduction Device) : Devices that reduce the unloaded open circuit voltage across the output terminals of the welding power source (< 35 V) and thus reduce the risk of electric shock. Our products comply with the unloaded open circuit voltage thresholds defined by the EN60974-1 standard. However there is an Australian standard dedicated to warm and damp environments (e. g. : mines) where this unloaded open circuit voltage must be lower than 35V.

MMA Pulse

MMA Pulse : (MMA/SMAW) Pulsed current for electrode welding enables easy operation of vertical or positional welding.



Glossary

Welding Selection Guide

A brief explanation of the technological functions of our products. GYS strives to continuously improve its equipment and make it easier to use. In this way, we hope to provide you with a product experience that meets your expectations.



IP

IP Code (International Protection marking) : International marking system that classifies and rates the degree of protection provided by mechanical casings and electrical enclosures against intrusion, dust, accidental contact, and water. The 1st digit indicates the level of protection that the enclosure provides against access to hazardous parts (e.g., electrical conductors, moving parts) and the ingress of solid foreign objects. The 2nd digit indicates the level of protection that the enclosure provides against harmful ingress of water.

HF

HF / Lift : 3 types of TIG arc ignition:

- “scratch” start- involves scratching the workpiece with the tungsten electrode to ignite the electrical arc.
- “Lift” start - bringing the tungsten electrode in contact with the part to be welded and then lifting it quickly in order to ignite an electrical arc. It is generally used where HF is prohibited.
- High frequency or “HF” start - The welding power source creates an electrical arc with low current to ignite the arc at the push of a button. This arc ignition type means that the tungsten electrode does not need to touch the workpiece preventing contamination. HF generates electromagnetic disturbances which could affect sensitive electronic equipment. For electro-sensitive environments, the “HF” products are also equipped with “Lift” arc ignition.

ADS

ADS (Auto Down Slope) : Automatic reduction of welding current (in GTAW/TIG) at the end of a weld to prevent cracking. This is usually adjustable..

E.TIG

E.TIG : This feature ensures consistent weld bead width & penetration level by instantaneously regulating current & voltage i.e. allowing for varying torch height/angle and operator technique.

FAN LESS

FANLESS : Unique design that isolates the electronic components from dusty/oily environments preventing premature failure due to contamination and allows for extended service schedules. TIG 250 AC/DC also features internal cooling of electronic components via a liquid cooled heat sync.

AD

AD (Anti-Dust ventilation corridor) : Ventilation corridor is isolated from the electronic parts, which significantly reduces contact with external dust.

CONNECT 5

CONNECT5 : The CONNECT5 feature allows a TIG welding power source to be connected to a Programmable Logic Controller (PLC) via the remote control socket. It is a simple mode operating in TIG AC and DC allowing recall of pre-saved welding jobs.

K

K (Kompressor inside) : Plasma cutters marked with the letter “K” indicate that they have an internal compressor. They can therefore operate independently without the need to have an external air supply.

CNC

Kit CNC (Command Numerical Control) : Dedicated to plasma cutters, this kit enables the possibility to connect a plasma cutter to an automated cutting table.



INVEST IN THE FUTURE

SAS GYS

**1, rue de la Croix des Landes
CS 54159
53941 SAINT-BERTHEVIN
Cedex FRANCE**